



AKB Fuseholders



New AKB range of modular industrial fuseholders

«Designed to guarantee *safety disconnection* and *equipment protection* on your low voltage power and control circuits»



Designed by experience

The new range of modular fuseholders is the outcome of extensive experience on the field of fuse protection. This **complete range** comprises four standard sizes plus a DC model. We have combined modern look with ergonomic **design** and provided the range with **mounting flexibility** using multipole assembly kits.

Modular
All sizes can be installed on 45mm cut out modular distribution panels.

Ergonomic handle
Adapted shape for easy access and operation

Marking
Easy to identify. Reference and basic data visible on front handle. Electrical characteristics on the side.

Pozidrive screws
Strong grip for optimal torque tightening

Protection degree IP20
Protected against accidental finger contact.

Assembly kits
Push in clips and pins for multipole assemblies.

Fixing Clip
Din rail fixing mechanism easy to access and smooth slide on removal operations.

General characteristics

- On load breaking fuse disconnectors.
- Easy and quick DIN rail mounting.
- High insulation voltage rating.
- Resistant to abnormal heat and fire (Glow wire flammability test

- at 960°C according to IEC 695-2-1)
- Elevated vibration withstand.
- DIN modular range (45mm cut out)
- Multipole assemblies.
- Contact surfaces silver plated.

According to standards

- IEC 60947-1
- IEC 60947-3

Size 00



- Modular 45 mm cut out - 1 module (17,5mm) X pole.
- Mounting 35mm DIN rail.
- Simultaneous breaking on multipole versions.
- High temperature resistant plastics.

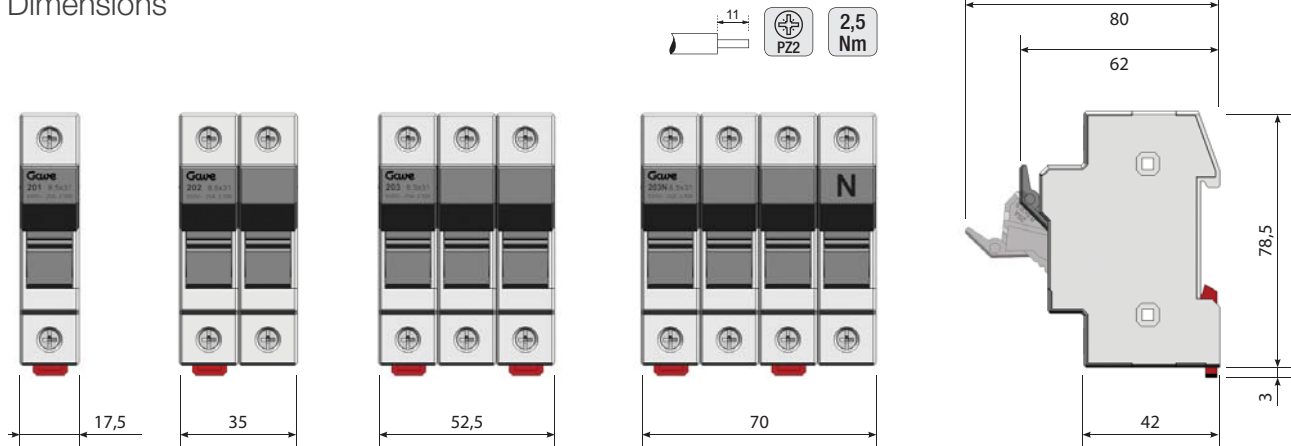
References	Thermal rating	Fuse size	Poles	Modules	Electrical diagram	Package
201	25 A	8,5 x 31,5	1P	1		12
202	25 A	8,5 x 31,5	2P	2		6
203	25 A	8,5 x 31,5	3P	3		4
203N	25 A	8,5 x 31,5	3P+N	4		3



Assembly kits

Reference	Description	Package
21KE	multipolar assembly kit s.00&0 (2 clips + 1 Pin)	12

Dimensions



Size 0



- Modular 45 mm cut out - 1 module (17,5mm) X pole.
- Mounting 35mm DIN rail.
- Simultaneous breaking on multipole versions.
- High temperature resistant plastics.

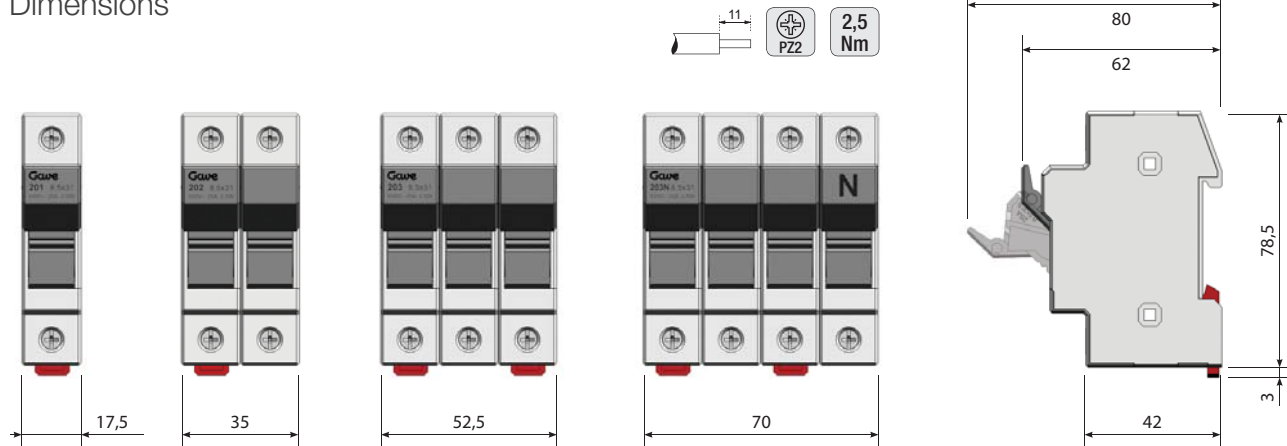
References	Thermal rating	Fuse size	Poles	Modules	Electrical diagram	Package
211	32 A	10 x 38	1P	1		12
211N	32 A	10 x 38	1P+N	2		6
212	32 A	10 x 38	2P	2		6
213	32 A	10 x 38	3P	3		4
213N	32 A	10 x 38	3P+N	4		3



Assembly kits

Reference	Description	Package
21KE	multipolar assembly kit s.00&0 (2 clips + 1 Pin)	12

Dimensions



Size 1

- Modular 45 mm cut out - 1,5 module (27mm) X pole.
- Mounting 35mm DIN rail.
- Simultaneous breaking on multipole versions.
- Ergonomic handle.
- High temperature resistant plastics.



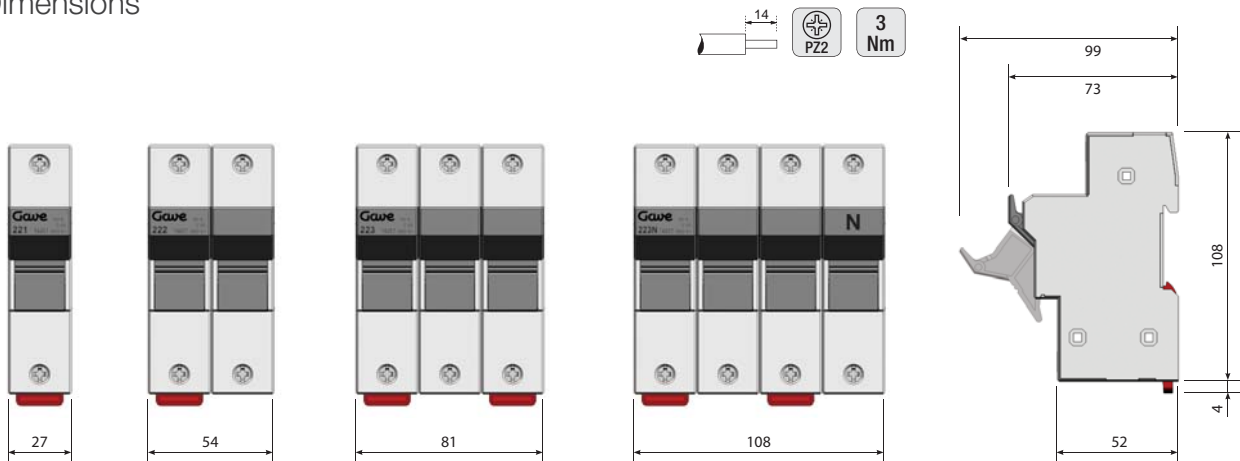
References	Thermal rating	Fuse size	Poles	Modules	Electrical diagram	Package
221	50 A	14 x 51	1P	1		6
222	50 A	14 x 51	2P	2		3
223	50 A	14 x 51	3P	3		2
223N	50 A	14 x 51	3P+N	4		1



Assembly kits

Reference	Description	Package
23KE	multipolar assembly kit s.1&2 (3 clips + 1 Pin)	10

Dimensions



Size 2

- Modular 45 mm cut out - 2 module (35mm) X pole .
- Mounting 35mm DIN rail.
- Simultaneous breaking on multipole versions.
- Ergonomic handle.
- High temperature resistant plastics.



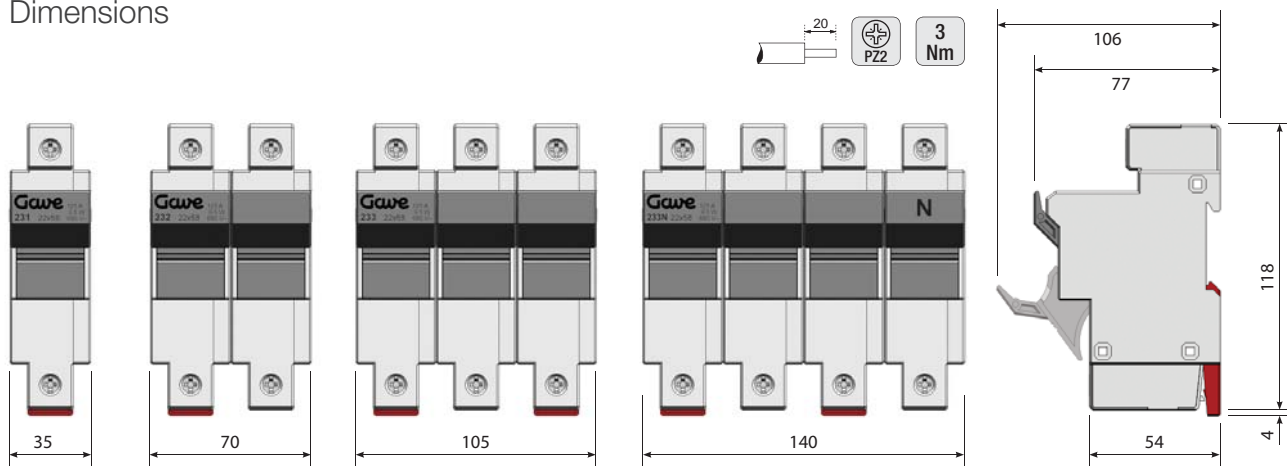
References	Thermal rating	Fuse size	Poles	Modules	Electrical diagram	Package
231	125 A	22 x 58	1P	1		3
232	125 A	22 x 58	2P	2		2
233	125 A	22 x 58	3P	3		3
233N	125 A	22 x 58	3P+N	4		1



Assembly kits

Reference	Description	Package
23KE	multipolar assembly kit s.1&2 (3 clips + 1 Pin)	10

Dimensions



Photovoltaic installations



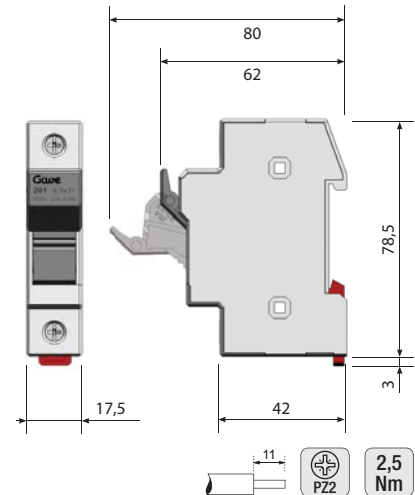
Characteristics

- 1000V cc DC-20B.
- Modular 45 mm cut out - 1 module (17,5mm) X pole.
- Mounting 35mm DIN rail.
- High temperature resistant plastics.
- Elevated insulation characteristics.

According to

- IEC 60947-1
- IEC 60947-3

Dimensions



References	Thermal rating	Fuse size	Poles	Modules	Package
211PV	32 A	10 x 38	1P	1	12

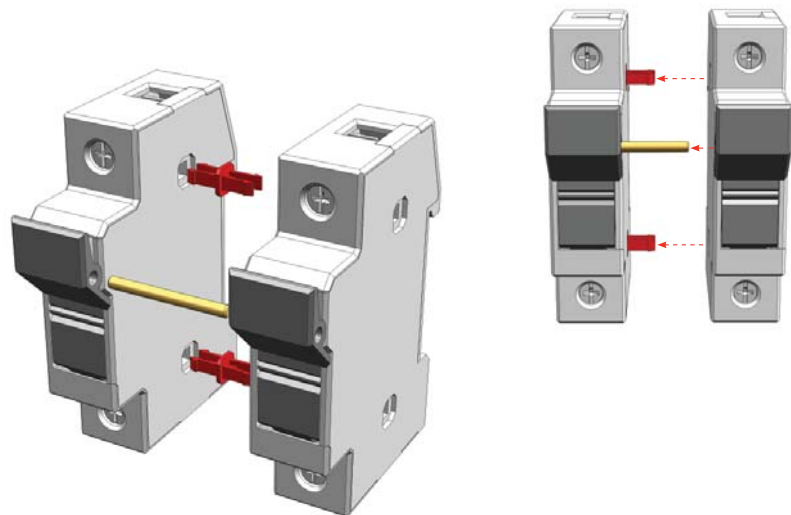
Multipole assemblies

Each bag of kits size 00&0 is sufficient for:

- 12 multipole assemblies.
- 12 two pole assemblies.
- 6 three pole assemblies.
- 4 four pole assemblies.

Each bag of kits size 1&2 is sufficient for:

- 10 multipole assemblies.
- 10 two pole assemblies.
- 5 three pole assemblies.
- 3 four pole assemblies.



	Size 00	Size 0	Size 1	Size 2
n° pins/union	1	1	1	1
n° clips/union	2	2	3	3

Technical data

		Size 00		Size 0 DC		Size 0		Size 1		Size 2	
fuse size		8,5 x 31,5		10 x 38		10 x 38		14 x 51		22 x 58	
rated current	Ith (A)										
	gG 400V	25		32		32		50		125*	
	gG 500V	20		25		25		50		100	
	gG 690V			10		10		25		50	
	aM 400V	-		-		-		50		125*	
	aM 500V	-		16		16		40		100	
	aM 690V	-		-		-		25		50	
rated power dissipation	W										
	gG fuse	2,5		3		3		5		9,5	
	aM fuse	-		1,2		1,2		3		7	
rated impulse withstand voltage	Uimp kV	6		6		6		8		8	
max.operating voltage	Ue V~	400		1000 Vdc		690		690		690	
operating category		AC-22B		DC-20		AC-22B		AC-22B		AC-21B	
wire section		min.	máx	min.	máx	min.	máx	min.	máx	min.	máx
	stranded mm ²	1x1,5	1x25 2x10	1x1,5	1x25 2x10	1x1,5	1x25 2x10	1x1,5	1x35 2x16	1x4	1x50 2x25
	flexible mm ²	1x1,5	1x25 2x10	1x1,5	1x25 2x10	1x1,5	1x25 2x10	1x1,5	1x35 2x16	1x4	1x50 2x25
torque	Nm	2 - 2,5		2 - 2,5		2 - 2,5		2,5 - 3		2,5 - 3	
connection screws / Pz2	∅	5,5 - 6,5		5,5 - 6,5		5,5 - 6,5		5,5 - 6,5		5,5 - 6,5	
flame Resistant	IEC 60695-2-1	960 °C		960 °C		960 °C		960 °C		960 °C	

*125A intermittent use (100A continuous use)

Derating table

		Size 00	Size 0	Size 1	Size 2
In / Un 400V~	A	25	32	50	125
In / Un 500V~	A	20	20	40	80
Acc. ambient temperature					
	20 °C	1	1	1	1
	30 °C	0,95	0,95	0,95	0,95
	40 °C	0,90	0,90	0,90	0,90
	50 °C	0,80	0,80	0,80	0,80
Acc. number of poles					
	1-3 phases	1	1	1	1
	4-6 phases	0,8	0,8	0,8	0,8
	7-9 phases	0,7	0,7	0,7	0,7
	>10 phases	0,6	0,6	0,6	0,6



gave electro, s.l.

P. O. Box 12 08430 La Roca del Vallès (Barcelona) SPAIN

www.gave.com - export@gave.com

Phone +34 93 842 48 87

Fax +34 93 842 27 55